



SHANGHAI JILONG PLASTIC PRODUCTS CO.,LTD.
No.460 lanxue Road, Huanglou,
Pudong Area, Shanghai,201205,P.R.China
Tel: +86-21- 58942200 Fax: +86-21-58940305/58940434
E-mail: info@jilong.com Web: www.jilong.com



Visit Our Website
Scan this QR code with
your smartphone to get
more information from
our website.
www.jilong.com

© 2015 Shanghai Jilong Plastic Products Co., Ltd. ALL rights reserved. Printed in China.



2016 Watercraft



Company Mission

During the past 20 Years more than..

1,000,000 Jilong Watercrafts


10,000,000 Jilong Pools

100,000,000 Jilong Air Beds

and **1,000,000,000** Jilong Fun Gear

... have been brought to gardens, houses, swimming pools, beaches, lakes and rivers in more than 50 countries around the world, helping people to relax, to have fun – to simply have a Great Time!

Jilong – Pump up Possibilities.



Company Profile

Shanghai Jilong Plastic Products Co., Ltd. is an export orientated manufacturer of plastic leisure products with a considerable experience in R&D, high quality manufacturing and world-wide sales. Every year JILONG products reach customers in more than 50 countries in Europe, North America, South America, Australia and Asia.

JILONG factory is equipped with its own R&D centre, where a highly professional team collaborates with foreign designers to develop new products and packages. Various technical parameters of each new product have been tested and verified by international professional lab, such as ITS, TUV and SGS.

JILONG offers excellent quality, competitive price, OEM manufacturing, low minimum order quantities, timely delivery, product warranty and after sales service. Join us in our effort to make life more fun!

PRODUCTION CAPACITY



Warehouse



Calender Machine for PVC Sheet Production



Flocked Workshop

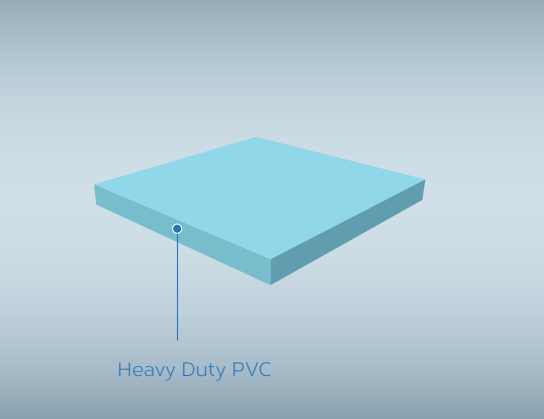


6 - Color Roller Printing Machine




Material and Technology


Our construction materials and technology that make our paddle boards, boats and kayaks durable and safe to use.



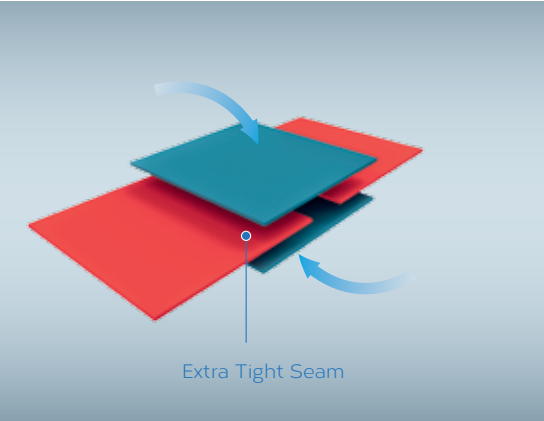
More economical: A single layer of heavy duty PVC is used to form a strong body for boats.




Safer: A 3-layer laminated material of a polyester mesh with a heavy gauge PVC at each side is used to form a strong and super durable wall for boats.



Anti-corrosion: First-grade marine plywood with PU coating offers extreme protection against sunlight, salt water, chemical, and fungal attack, much better than a standard plywood.



Anti-leakage: High frequency welding that creates an unbreakable and extra-tight seam for all inflatable boards, boats and kayaks.



More Solid: A multi-layer material using the "drop stitch" method of construction allows for much higher pressure inflation than a standard PVC material. Higher pressure inflation provides a more rigid floor that can enhance the performance of paddle boards and boats.



V-Shape inflatable keel makes controlling the boat easier and allows for faster speeds.

Quality Assurance

Test 1:



Each board has been passed strictly 48h tightness test before packing

First step:
semi-24h leak detection



Second step:
finished-24h leak detection



Test 2:



Material has passed three years of weathering test

Test 3:



Each batch of material has past physical performance verification test

Double-Blades Paddle

New Product



- JL29R136N
228cm (89.7")
- Reinforced enlarger blade
 - PE bag
 - Aluminum Tube
 - 64.5cm*40cm*37cm / 10set



Marketing & Sales

Supporting our global partners is a key priority to Jilong. Based on more than 20 years of experience in the inflatables industry, We are constantly advancing our packaging, point-of-sales systems, product manuals and other marketing and sales tools to draw in consumers from around the world, regardless of whether they are standing in a department store, a DIY shop, a sports equipment store, or just their favourite mom-and-pop shop by the beach.



Display



Brochure & Poster



Billboard



Exhibition



Video/Youtube

To learn more, please contact our local distributors directly.
Contact information can be found on our website: www.Jilong.com.



After Sales Service



Additional Product Series

Jilong Stand Up Paddle Board Series



The Jilong folding “SUP” product line offer a wide range of inflatable Boards to all ages skill levels for fun, exercising, friendly racing.

Jilong Pool Series



The Jilong ‘Pool’ product line offers an extensive range of both stand-alone pools, as well complete pool systems that meet everyone’s needs and turn the summer into a great time for families and friends.

Jilong Air Bed Series



The Jilong ‘Air Bed’ product line offers a variety of comfortable, robust and easy-to-use inflatable beds, mattresses and resting chairs, created for indoor use to make guests feel at home, as well as outdoor use to enjoy on camping trips or picnics.

Jilong Z-RAY boat Series



The Jilong ‘Watercraft’ product line offers professional-grade inflatable boats, paddle boards and related accessories designed for water sports and recreational activities such as fishing, kayaking, canoeing and racing.

Jilong Fun Gear Series



The Jilong ‘Fun Gear’ product line offers a wide range of inflatable toys kids love to play with, whether at the beach, the pool or anywhere in the water.

Avenli SPA Series



The Avenli product line offers a wide range of folding SPA and accessories to bring an new wellness experience to consumers to enhance the well-being of both body and soul.

Table of Content



Sup Series

- PATHFINDER SUP (P10-P11)
- WALLAMAN SUP (P12-P13)



Kayak Series

- PVC Cande C-I (P14-P15)
- L-PVC kayak Pathfinder II (P16-P17)
- L-PVC kayak Pathfinder (P18-P19)



Boat Series

- PVC Fishing Boat (P20-P21)
- L-PVC Fishing Boat (P22-P23)



Boat Series

- L-PVC Boat (P24-P25)



Boat Series

- Slatted Wooden Floor Boat (P26-P27)
- Aluminum Floor Boat (P28-P29)
- Air Deck Boat (P30-P31)
- Inflatable Floor Boat (P32-P33)

Boat Accessories

- Boat Accessories (P34-P37)



PATHFINDER SUP

For best performance of the SUP, JILONG recommends you choose the Set with Seat + Footrest



Heavy Duty
PVC



Heavy
Laminated
PVC





Double
Wall Fabric

 =220Lbs/100Kgs

 =1 Adult

Air chamber: 1

Fin: 2+1



Paddle (JL29R135N)
165-215cm (65"-85")



Pump (JL29P407N)
40cm(16")



Seat
JL370313-1N



Footrest
JL290615



Package :
Carton + Color stickers + Shrink wrap
Package includes:
1pc SUP + 1pc Carry bag
+ 1pc Valve wrench + 1pc Large fin

Type	Inflated Size	Pump	Paddle	Seat	Footrest	Carry Bag	NW (Lbs/Kgs)	GW (Lbs/Kgs)	Case Pack (cbm/pkg)	Model No.	Item No.
Extreme	301cm×76cm×10cm (9'10"×30"×4")	✓	✓	✓	✓	✓	32.4/14.7	35.1/15.9	0.093	PATHFINDER S-I 300	JL027264N



WALLAMAN SUP



Heavy Duty
PVC



Heavy
Laminated
PVC



Double
Wall Fabric

New
Product

JL027333N

 +  =242Lbs/110Kgs

 =1 Adult

Air chamber: 1

Fin: 2+1

JL027290N

 +  =286Lbs/130Kgs

 =1 Adult

Air chamber: 1

Fin: 2+1



Package :
Carton + Color stickers + Shrink wrap
Package includes:
1pc SUP + 1pc Carry bag
+ 1pc Valve wrench + 1pc Large fin



Type	Inflated Size	Pump	Paddle	Seat	Footrest	Carry Bag	NW (Lbs/Kgs)	GW (Lbs/Kgs)	Case Pack (cbm/pkg)	Model No.	Item No.
Standard	330cm×76cm×10cm (10'10"×30"×4")	/	/	/	/	✓	276/12.5	29.6/13.5	0.072	Wallaman S-l 330A	JL027333N
Standard	365cm×76cm×15cm (12'×30"×6")	/	/	/	/	✓	32/14.7	34.5/15.7	0.08	Wallaman S-l 365B	JL027290N

PATHFINDER C-I

PATHFINDER C-I 330 is the first 'Z-ray grand canoe.' Its wild and retro Indian-style design offers a full adventure experience.



Heavy Duty
PVC

Main Features:

1. Wild and retro Indian style.
2. Unique paddle fixture and a super-big storage bag.
3. Features two main inflatable chambers on the hull and I-beam floor for extra security and comfort.
4. Quick inflation and deflation screw valve.
5. Made of heavy duty PVC.

Package :

Color box+ Shrink warp

Package includes:

1pc Canoe + 2pc seats + 1pc pump + 1pc bag + 1pc manual +1pc paddle



www.tuv.com
ID 1000000000





Screw Valves



Oar Holder



Storage Bag



Handle

+ =364Lbs/165Kgs

=2 Adults

Air chamber: 3

Included in the box:



Carry Bag



JL29R136N 89.5"(228cm)



JL29P389N
Air Volume:2000cc

Inflated	Material Ga.(mm)	Air Chamber	Capacity +	Max.load Weight (lbs/kgs)	Pump	Oars/Unit	GW (lbs/Kgs)	Case Pack (cbm/pkg)	Model No.	Item No.
130" x32" x21" (330cm x 81cm x53cm)	22(0.55)	3	2+0	364/165	JL29P389N	JL29R136N/1pc	27.5/12.5	0.057/1	PATHFINDER C-I 330 2 PERSON CANOE	JL007233N

PATHFINDER II KAYAK

Pathfinder II is a sport and recreational kayak, perfect choice if you want to inflate/deflate easily, lightweight to carry and transport whenever you go on your weekend trips.



Heavy Duty
PVC



Heavy
Laminated
PVC



Unbreakable
Welding

Main Features:

1. 3 Air chamber: 2 x hull, 1 x floor.
2. I-beam inflatable floor.
3. High pressure valve for quick inflation and deflation.
4. Removable heavy duty fabric seat.
5. Heavy duty paddle included.

Package :

Color box+ shrink wrap

Package includes:

Kayak + Seat + Foot pump Paddle+ carry bag



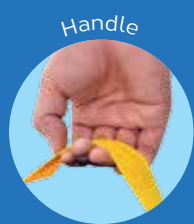
www.tuv.com
ID 100000000




Footrest



High Pressure Valve



Handle



2 Direction Fin on
the bottom



Included in the box:



Carry Bag



JL29P135N
Pressure Gauge-Optional



JL29R118N
87"(221cm)



JL29P389NV01
Air Volume:2000cc

Inflated	Material Ga.(mm)	Air Chamber	Capacity +	Max.load Weight (lbs/kgs)	Pump	Oars/Unit	GW (lbs/Kgs)	Case Pack (cbm/pkg)	Model No.	Item No.
277x77x34cm (109"x30"x13.5")	24(0.60)	3	1+0	231/105	JL29P389NV01	JL29R118N/1pc	24.5/11	0.0534/1	PATHFINDER II 1 PERSON	JL007204N
376x77x34cm (148"x30"x13.5")	24(0.60)	3	2+0	374/170	JL29P389NV01	JL29R118N / 2 pc	36/16.4	0.081/1	PATHFINDER II 2 PERSON	JL007205N

PATHFINDER KAYAK

Pathfinder is a sport and recreational kayak, perfect choice if you want to inflate/deflate easily, lightweight to carry and transport whenever you go on your weekend trips.



Heavy Duty PVC



Heavy Laminated PVC



Unbreakable Welding

Main Features:

1. 3 air chambers: 2 x hull, 1 x floor.
2. I-beam inflatable floor with drain plug.
3. High pressure valves for quick inflation and deflation.
4. Removable fabric seat with storage pouch.
5. Adjustable foot rest.
6. Pressure gauge - optional.

Package :

Color box+ shrink warp


Package includes:

Kayak +Seat + Foot pump+ Paddle + knee braces + carry bag



JL000262-1N


JL000262N



Footrest




High Pressure Valve



Handle



2 Direction Fin on the bottom



Included in the box:



Carry Bag



JL29P389NV01
Air Volume:2000cc
Pressure:2.5PSI (18kPa)



JL29R118N
87"(221cm)



JL29P135N
Pressure Gauge-Optional



JL340642N
Adjustable Fabric Seat



JL340643N
Knee Braces. Included for 1
Person Kayak only

Inflated	Material Ga.(mm)	Air Chamber	Capacity	Max.load Weight (lbs/kgs)	Pump	Oars/Unit	GW (lbs/Kgs)	Case Pack (cbm/pkg)	Model No.	Item No.
300x90cm (118"x36")	28(0.7)	3	1+0	231/105	JL29P389NV01	JL29R118N/1pc	29.5/13	0.072/1	PATHFINDER 1 Person Kayak	JL000262N
400x90cm (158"x36")	28(0.7)	3	2+0	374/170	JL29P389NV01	JL29R118N /2pc	40/18	0.090/1	PATHFINDER 2 Person Kayak	JL000262-1N

FISHMAN

If you are looking for a comfortable, light and inexpensive inflatable boat to use at your cottage for fishing, sun seeking and exploring, Fishman is an ideal choice for you.



Heavy Duty
PVC

Main Features:

1. 2 main chambers on hull for extra security
2. Quick inflation & deflation screw valve
3. All around grab rope
4. Inflatable floor for comfort and rigidity
5. Durable oar locks and oars holders
6. Fishing rod holders
7. 2 seat cushions (300/350/400 models)
8. Additional gear pouch for storage
9. Can be configured with electric motor (300/350/400 models)
10. Camouflage cover is optional (300/350/400 models)

Package :

Color box



Fishing Rod Holder



Gear Pouch



Screw Valve



Included in the box:



JL29P386N
Two-Way Pump 2x700cc
Pressure:3.5PSI (24kPa)



JL29P390N
Two-Way Pump 2x1200cc
Pressure:4PSI (28kPa)



JL29R105-1N
49"(124cm)Aluminum Oars



JL29R109-2N
49"(124cm)Plastic Oars



JL29R127N
Motor Fitting is Optional

Inflated	Material Ga.(mm)	Max.Power (kw/hp)	Capacity	Max.load Weight (lbs/kgs)	Pump	Oars/Unit	Boat Cover	GW (lbs/Kgs)	Case Pack (cbm/pkg)	Cushion Seat	Model No.	Item No.
218x110x36cm (86"x43"x14")	18(0.45)	/	1+1	418/190	JL29P386N	JL29R109-2N/1pr	/	275/12.5	0.078/2	/	FISHMAN 200 SET	JL007207-1N
252x125x40cm (99"x49"x16")	20(0.50)	0.75/1	2+1	583/265	JL29P386N	JL29R109-2N/1pr	optional	21/9.6	0.049/1	2	FISHMAN 300 SET	JL007208-1N
305x136x42cm (120"x54"x17")	22(0.55)	0.75/1	3+1	749/340	JL29P390N	JL29R105-1N/1pr	optional	26/11.9	0.073/1	2	FISHMAN 350 SET	JL007209-1N
340x142x48cm (134"x56"x19")	24(0.60)	0.75/1	4+0	837/380	JL29P390N	JL29R105-1N/1pr	optional	31.5/14.3	0.081/1	2	FISHMAN 400 SET	JL007210-1N

FISHMAN II

Fishman II series boat is a great choice for fishers and weekend camping lovers. It is simple and perfect for lazy boating in lakes and rivers and sun tanning.



Heavy Duty
PVC



Heavy
Laminated PVC



Double
Wall Fabric

Main Features:

1. 3 Air Chambers: 2 x hull, 1 x floor.
2. I-beam inflatable floor.
3. High pressure valves for quick inflation and deflation.
4. 2 Fishing rod holders.
5. All around protective strake.
6. Pressure Gauge - optional.
7. Outboard Motor Bracket - optional.
8. Metal frame sunshade - optional.

Package :

Color box+ shrink wrap

Package includes:

boat + seat + gear pouch + 1 pair of oars + two way pump + carry bag



JL340720-1N

Sunshade is Optional



Gear Pouch



360° Oar Holder



High Pressure Valve



Fishing Rod Holder



Included in the box:



Carry Bag



JL29P387NV01
Two-Way Pump 2x1500cc



JL29R106N
54"(137cm)Aluminum Oars



JL29P135N
Pressure Gauge-Optional



JL29R115N
Motor Fitting is Optional

Inflated Exterior	Inflated Interior	Material Ga.(mm)	Max.Power (kw/hp)	Air Chamber	Capacity	Max.load Weight (lbs/kgs)	Pump	Oars/Unit	GW (lbs/Kgs)	Case Pack (cbm/pkg)	Cushion seat	Model No.	Item No.
240x128x43cm (94"x50.5"x17")	174x59cm (69"x23")	24(0.60)	1.8/2.5	3	2+0	485/220	JL29P387NV01	JL29R106N/1pr	31/14.2	0.081/1	2	FISHMAN II 200	JL007238N
295x128x43cm (116"x50.5"x17")	226x59cm (89"x23")	24(0.60)	1.8/2.5	3	3+1	705/320	JL29P387NV01	JL29R106N/1pr	33.5/15.2	0.09/1	2	FISHMAN II 400	JL007211N
328x144x46cm (129"x57"x18")	255x69cm (100"x27")	24(0.60)	2.9/4.0	3	4+1	948/430	JL29P387NV01	JL29R106N/1pr	40/18	0.1/1	3	FISHMAN II 500	JL007212N

CHEYENNE III

If you need an inexpensive basic boat to use as a yacht tender or take it with you while going camping in the lake and pleasure cruising, Cheyenne III series boat is an ideal choice for you.



Heavy Duty
PVC



Heavy
Laminated
PVC



Unbreakable
Welding

Main Features:

1. 3 Air Chambers: 2 x hull, 1 x floor.
2. I-beam inflatable floor.
3. High pressure valves for quick inflation and deflation.
4. All around protective strake.
5. Inflatable keel provides added stability and directional control.
6. Pressure Gauge - optional.
7. Outboard Motor Bracket - optional.
8. Metal frame sunshade - optional.

Package :

(white box + color stickers) + shrink wrap

Package includes:

boat + cushion seat + oars + two-way hand pump + carry bag



High Pressure Valve



360° Oar Holder



Included in the box:



Carry Bag



JL29P387NV01
Two-Way Pump 2x1500cc



JL29R106N
54"(137cm)Aluminum Oars



JL29P135N
Pressure Gauge-Optional



JL29R115N
Motor Fitting is Optional



JL340720N
Sunshade is Optional

Inflated Exterior	Inflated Interior	Material Ga.(mm)	Max.Power (kw/hp)	Air Chamber	Capacity	Max.load Weight (lbs/kgs)	Pump	Oars/Unit	GW (lbs/Kgs)	Case Pack (cbm/pkg)	Cushion seat	Model No.	Item No.
234x120x35cm (92"x47"x14")	171x49cm (67"x19")	28(0.7)	1.8/2.5	3	2+0	485/220	JL29P387NV01	JL29R106N/1pr	36/16.3	0.082/1	2	CHEYENNE 200	JL007111N
284x132x38cm (112"x52"x15")	216x56cm (85"x22")	28(0.7)	1.8/2.5	3	3+1	616/280	JL29P387NV01	JL29R106N/1pr	43/19.5	0.105/1	2	CHEYENNE 400	JL007108N

Z-Ray 1

So, you dislike those soft boat floors, inflatable cushion seats and love motor boating. How about choosing a Z-Ray I series boat for your water adventures.



Heavy Duty
PVC



Heavy
Laminated
PVC



Unbreakable
Welding



Marine
Plywood

Main Features:

1. 3 Air Chambers:3xhull.
2. Reinforced Protective Strake.
3. Marine Ply motor transom.
4. Operable Drain valve.
5. Plywood slatted floorboards.
6. All around protective strake.
- 7.Built-in Oarlock system for easy rowing.
- 8 Seat Cushion and Storage Compartment - optional.

Package :

(white box + color stickers) + Carton

Package includes:

boat +Two-way pump +
1 pair of oars + Pressure gauge+ carry bag





Drain Valve



Swivel Oar Lock



High Pressure Valve



Included in the box:



Carry Bag



JL29P387NV01
Two-Way Pump 2x1500cc



JL29R102N
65"(165cm)Aluminum Oars



JL29P135N
Pressure Gauge



JL29R101N
52"(132cm)Aluminum Oars




JL340679N for Z-ray 1 200
JL340678N for Z-ray 1 300
Seat Cushion and Storage Compartment - Optional

Inflated Exterior	Inflated Interior	Material Ga.(mm)	Max.Power (kw/hp)	Air Chamber	Capacity +	Max.load Weight (lbs/kgs)	Pump	Oars/Unit	GW (lbs/Kgs)	Case Pack (cbm/pkg)	Seat Cushion and Storage-optional	Model No.	Item No.
235x130x33cm (93"x51"x13")	150x60cm (59"x23.5")	32(0.80)	2.9/4	3	2+0	485/220	JL29P387NV01	JL29R101N/1pr	62/28	0.152/1	JL340679N	Z-ray 1 200	JL007012N
270x152x42cm (106"x60"x17")	170x65cm (67"x25.5")	34(0.85)	3.7/5	3	3+0	880/400	JL29P387NV01	JL29R102N/1pr	76/34.5	0.172/1	JL340678N	Z-ray1 300	JL007012-1N

Z-Ray 2

Z-Ray Aluminum Floorboard Boats offer an outstanding performance for exploring and cruising along the coast and watching the sunset. It has a strong, durable aluminum floorboard that adds extra stability, and a spacious storage compartment to store food and necessities for a half day trip. Suitable for users that require comfort and durability, but do not need to inflate or deflate the boat daily.



Main Features:

- 1. 4 Air chambers: 3 x hull, 1x keel.
- 2. V-shape inflatable keel.
- 3. Marine Ply motor transom.
- 4. Operable Drain valve.
- 5. Aluminum floorboards.
- 6. All around protective strake.
- 7. Built-in Oarlock system for easy rowing

Package :

(white box + color stickers) + Carton

Package includes:

boat+Two-way pump+ 1 pair of oars, Seat Cushion and Storage Compartment.



Included in the box:



JL29R102N
65"(165cm)Aluminum Oars



JL29P135N
Pressure Gauge



JL29P387NV01
Two-Way Pump 2x1500cc




JL340678N for Z-ray II 300\400
JL340677N for Z-ray II 500\700
Seat Cushion and Storage
Compartment

Inflated Exterior	Inflated Interior	Material Ga.(mm)	Max.Power (kw/hp)	Air Chamber	Capacity	Max.load Weight (lbs/kgs)	Pump	Oars/Unit	GW (lbs/Kgs)	Case Pack (cbm/pkg)	Seat Cushion and Storage-optional	Model No.	Item No.
270x152x42cm (106"x60"x17")	170x65cm (67"x25.5")	34(0.85)	4.4/6	3+1	3+0	880/400	JL29P387NV01	JL29R102N/1pr	106/48	0.233/1	JL340678N	Z-ray II 300	JL007013N
360x170x44cm (142"x67"x17")	237x81cm (93"x32")	36(0.90)	7.4/9.9	3+1	5+0	1320/600	JL29P387NV01	JL29R102N/1pr	157/71	0.359/1	JL340677N	Z-ray II 500	JL007013-2N
420x180x44cm (166"x71"x17")	300x94cm (118"x37")	36(0.90)	22/30	3+1	7+0	1653/750	JL29P387NV01	JL29R102N/1pr	197/89.3	0.385/2	JL340677N	Z-ray II 700	JL007200N

Z-Ray 3

Z-Ray 3 series boat is a versatile inflatable boat perfect for weekends at the cottage, cruising lakes and rivers or as a yacht tender. Its high pressure Air Deck floor (super fine, 3-layer fabric/PVC Korean made material) provides rigidity to the hull and wooden benches with a cushion and storage compartment ensure the comfort of the boaters.



Main Features:

1. 5 Air chambers: 3 x hull, 1x keel, 1 x air deck.
2. V-shape inflatable keel.
3. Marine Ply motor transom.
4. Operable Drain valve.
5. Drop Stitch fabric Air Deck.
6. All around protective strake.
7. Built-in Oarlock system for easy rowing.

Package :

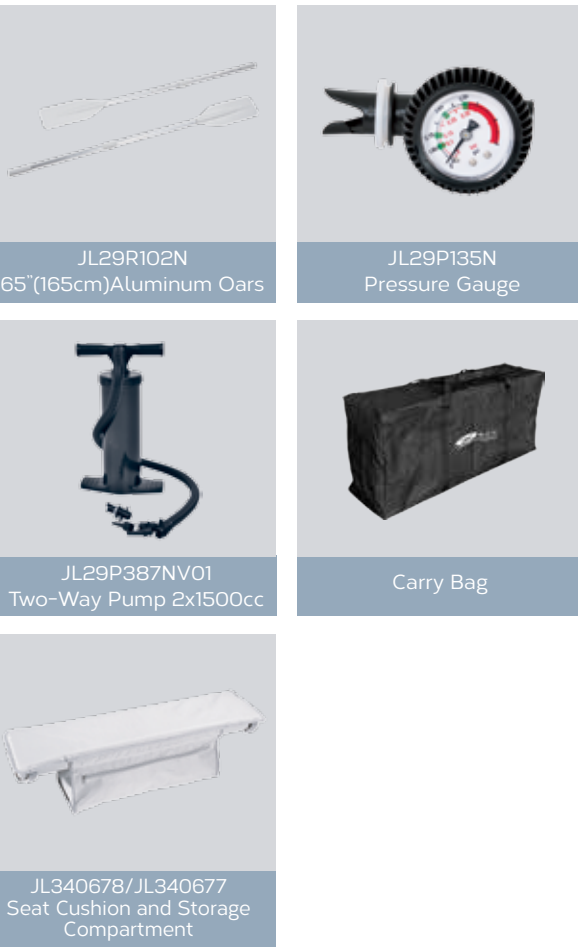
(white box + color stickers) + Carton

Package includes:

boat+Two-way pump + 1 pair of oars + Pressure gauge + Seat Cushion + Storage Compartment + Carry



Included in the box:



Inflated Exterior	Inflated Interior	Material Ga.(mm)	Max.Power (kw/hp)	Air Chamber	Capacity	Max.load Weight (lbs/kgs)	Pump	Oars/Unit	GW (lbs/Kgs)	Case Pack (cbm/pkg)	Seat Cushion and Storage-optional	Model No.	Item No.
310x152x42cm (122"x60"x17")	210x65cm (83"x25.5")	34(0.85)	5.9/8	4+1	3+1	1100/500	JL29P387NV01	JL29R102N/1pr	84/38	0.206/1	JL340678N	Z-ray III 400	JL007014-1N
360x170x44cm (142"x67"x17")	237x81cm (93"x32")	36(0.90)	7.4/9.9	4+1	5+0	1320/600	JL29P387NV01	JL29R102N/1pr	112.4/51	0.224/1	JL340677N	Z-ray III 500	JL007014-2N

Z-Ray 4

Z-Ray 4 series boat is an economic and amazingly lightweight inflatable watercraft, ideal for water loving singles and couples as a yacht tender and for cruising in calm waters.



- Main Features:**
1. 4 Air chambers: 3 x hull, 1 x floor .
 2. V-shape inflatable keel.
 3. Marine Ply motor transom.
 4. Operable Drain valve.
 5. All around protective strake.
 6. Built-in oarlock system for easy rowing.
 7. Seat Cushion and Storage Compartment - optional.

Package :
(white box + color stickers) + Carton

Package includes:
boat,two-way pump, oars, carry bag, pressure gauge, repair kit



Drain Valve

Swivel Oar Lock

High Pressure Valve

V-shape Inflatable Keel

V-shape Inflatable Keel

Included in the box:

JL29R101N
52\"(132cm)Aluminum Oars

JL29P135N
Pressure Gauge

JL29P387NV01
Two-Way Pump 2x1500cc

Carry Bag

JL340679N
Seat Cushion and Storage Compartment- optional

Inflated Exterior	Inflated Interior	Material Ga.(mm)	Max.Power (kw/hp)	Air Chamber	Capacity	Max.load Weight (lbs/kgs)	Pump	Oars/Unit	GW (lbs/Kgs)	Case Pack (cbm/pkg)	Seat Cushion and Storage-optional	Model No.	Item No.
250x130x33cm (98\"x51\"x13\")	167x60cm (65\"x23.5\")	30(0.75)	2/2.7	3+1	2+1	529/240	JL29P387NV01	JL29R101N/1pr	64/29	0.153/1	JL340679N	Z-ray IV 300	JL007015-1N



Super Strong Aluminum Oars

Aluminum tubes Reinforced wide blade
PE bag with header card

JL29R106-1

- 51"(130cm)
- 0.103cbm/20set/ctn



JL29R106

- 54"(137cm)
- 0.146cbm/20set/ctn



Super Strong Aluminum Oars

Aluminum tubes Reinforced wide blade
PE bag with header card

JL29R101N

- 52"(132cm)
- 0.103cbm/20set/ctn



Super Strong Aluminum Oars

Aluminum tubes Reinforced wide blade
PE bag with header card

JL29R102N

- 65"(165cm)
- 0.162cbm/20set/ctn



Single-Blade Paddle

JL29R138N

- Aluminum tubes
- Reinforced blade
- PE bag -63"(160cm)
- 0.090cbm/15pcs/ctn



Deluxe Five Section Oars

Aluminum tubes PE bag with header card

JL29R107N


- 87"(221cm)
- 0.063cbm/10pc/ctn



Super Strong 4 Section Oars

JL29R118N

- -Aluminum tubes
- Reinforced e
- larger blade -PE bag with header card
- 87"(221cm)
- 0.077cbm/10pcs/ctn



SUP Paddle

JL29R135-1N

- Carbon fiber tubes
- Reinforce blade
- PE bag
- 165cm-215cm(65"-85")
- 0.090cbm/15pcs/ctn



SUP Paddle

JL29R135N

- Aluminum tubes
- Reinforced blade
- PE bag
- 165cm-215cm (65"-85")
- 0.090cbm/15pcs/ctn




New Product



Canoe Paddle
127cm(50")



Double-Blades
Paddle 228cm(89.7")



Sup Paddle
182cm(71.6")

Multi Function Blade Paddle

JL29R136N

- Aluminum tubes
- Reinforced blade
- PE bag
- 0.0955cbm/10pcs/ctn



Double Action Heavy Duty Pump

Inflates and deflates
Accordian hose with 4 nozzles

JL29P387NV01

- 16"(40cm)
- Air volume: 1500cc x 2
- 0.069cbm/6pcs/ctn

JL29P388NV01

- 19"(48cm)
- Air volume: 2000cc x 2
- 0.053cbm/4pcs/ctn



Foot Pump

Inflates and deflates Hose with 3 nozzles

JL29P389NV01

- 9"x 6.3" (23x16cm)
- Air volume: 2000cc
- Pressure: 2.5PSI(18kPa)
- 0.031cbm/12pcs/ctn

JL29P391NV01

- 10.5"x 7.3" (26.8x18.5cm)
- Air volume: 3000cc
- Pressure: 2.5PSI(18kPa)
- 0.061cbm/12pcs/ctn



Bench cushion for Z-ray boat series

- Soft fabric cushion
- Durable polyester fabric
- With under seat storage compartment for gear
- Packed in white box

JL340677N


- for bench with 170cm length
(For JL007013-2N, JL007014-2N)
- 98x23x2cm (39"x9"x0.8")
 - 0.11cbm/12pcs/ctn

JL340679N

- for bench with 130cm length
(For JL007012N, JL007015N, JL007015-1N)
- 75x23x2cm (30"x9"x0.8")
 - 0.068cbm/12pcs/ctn

JL340678N

- for bench with 150cm length
(For JL007012-1N, JL007013N, JL007013-1N, JL007014N, JL007014-1N)
- 84x23x2cm (33"x9"x0.8")
 - 0.076cbm/12pcs/ctn



Tooling Kit For Z-ray Boat

JL290137N

- Optional accessories for z-ray boat
- Including: 2x repair swatch, 1x upper part of valve, 1x spanner
- Polybag with header card
- 0.020cbm/24pcs/ctn



Motor Bracket Kit

JL29R115N (304 stainless steel)

JL29R126N (316 stainless steel for salt water)

- Accessories for Cheyenne II & III series boat
- Plastic outboard motor bracket with stainless steel fittings
- White box
- 0.077cbm/8pcs/ctn



Motor Bracket Kit

JL29R127N (304 stainless steel)

- Accessories for Fishman series boat
- Plastic outboard motor bracket with stainless steel fittings
- White Box
- 0.060cbm/6pcs/ctn



Cheyenne & Fishman Boat Sunshade Set

JL340720N For Cheyenne Boat III

JL340720-1N for Fishman II

- 67" x 40" x 40" (170 x 100 x 100 cm)
- Optional accessories
- 2 Color assorted: gray and green
- Carry bag, white box packing
- 0.091cbm/6pcs/ctn

Electric Trolling Motor

Output Power	Speeds	Thrust in (lbs/kgs)	Required (Input)	Mount	Control	Cortin (cbm/set)	Gross Weight (kgs)	Item Number
288w	5 Forwards 3 Reverse	30 / 13.6	12 V	Level Lock	Tiller Twist	0m x 0.7m x 8m/1	9	JL290561N
636w		55 / 25.0				0m x 0.6m x 8m/1	11.6	JL290407N
180w	2 Forwards 2 Reverse	18/6.7				0m x 0.7m x 8m/1	3.7	JL290591N