



Jilong®

Pump Up Possibilities

SHANGHAI JILONG PLASTIC PRODUCTS CO.,LTD.

No.460 lanxue Road, Huanglou,
Pudong Area, Shanghai,201205,P.R.China

Tel: +86-21- 58942200

Fax: +86-21-58940305/58940434

E-mail: info@jilong.com

Web: www.jilong.com



Visit Our Website

Scan this QR code with
your smartphone to get
more information from
our website.

www.jilong.com

© 2015 Shanghai Jilong Plastic Products Co., Ltd. ALL rights reserved. Printed in China.



2016 Air Bed



Company Mission

During the past 20 Years more than..
1,000,000 Jilong Watercrafts
10,000,000 Jilong Pools
100,000,000 Jilong Air Beds
and **1,000,000,000** items of Jilong Fun Gear

... have been brought to gardens, houses, swimming pools, beaches, lakes and rivers in more than 50 countries around the globe, helping people to relax, to have fun – to simply have a Great Time!

Jilong – Pump up Possibilities.



Company Profile

Shanghai Jilong Plastic Products Co., Ltd. is an export orientated manufacturer of plastic leisure products with a considerable experience in R&D, high quality manufacturing and world-wide sales. Every year JILONG products reach customers in more than 50 countries in Europe, North America, Australia and Asia.

JILONG factory is equipped with its own R&D centre, where a highly professional team collaborates with foreign designers to develop new products and packages. Various technical parameters of each new product have been tested and verified by international lab, such as ITS, TUV and SGS.

JILONG offers excellent quality, competitive price, OEM manufacturing, low minimum order quantities, timely delivery, product warranty and after sales service in Europe and North America. Join us in our effort to make life more fun!



PRODUCTION CAPACITY



Warehouse



Calender Machine for PVC Sheet Production



Flock Workshop



6 – Color Roller Printing Machine



Safety & Quality



Jilong products conform to all relevant safety & quality regulations and standards as below:

- **REGULATION (EC) No 1907/2006** “concerning the Registration, Evaluation, Authorisation and Restriction of Chemicals (REACH)”
- **DIRECTIVE 2011/65/EU** “on the restriction of the use of certain hazardous substances in electrical and electronic equipment(ROHs)”
- **DIRECTIVE 2012/19/EU** “on waste electrical and electronic equipment (WEEE)”
- **DIRECTIVE 2009/48/EC** “ the safety of toys directive”
- **DIRECTIVE 89/686/EEC** “the personal protective equipment directive”
- **DIRECTIVE 94/25/EC and DIRECTIVE 2003/44/EC** “the recreational craft directive”
- **CPSIA** “Consumer Product Safety Improvement Act of 2008”(USA regulation of consumer and children’s products)
- **EN71** “Safety of toys”(European standard)
- **ASTM F963** “Standard Consumer Safety Specification for Toy Safety”(USA standard)
- **AS/NZS ISO 8124** “Safety of toys”(Australian/New Zealand Standard)
- **EN13138** “Buoyant aids for swimming instruction”(European standard)
- **EN15649** “Floating leisure articles for use on and in the water”(European standard for airmat,lounge and similar products)
- **ISO6185** “Inflatable boats”(international standard)
- **NMMA-ABYC** “Inflatable boats”(USA standard)
- **TP1332** “Construction standards for small vessels”(Canadian standard)
- **EN16051-1** “Inflation devices and accessories for inflatable consumer products”(European standard for air valve)
- **EN60335-2-41** “Safety of household and similar electrical appliances,particular requirements for pump”(European standard for water pump)
- **NF P90-316** “Safety requirements of domestic swimming pools for family use”(French standard for pools over 85cm water depth)

Quality Assurance



Highest level PVC plasticizer of “ Hexamoll DINCH ” & High quality PVC powder.



Comprehensive internal lab test and close cooperation with external lab to ensure quality of R&D.



On - line inspection



Dynamic durability test for airmattress.



24hr inflation test before packing / Randam inspection before shipment.

Marketing & Sales

Supporting our global partners is a key priority to Jilong. Based on more than 20 years of experience in the inflatables industry, We are constantly advancing our packaging, point-of-sales systems, product manuals and other marketing and sales tools to draw in consumers from around the world, regardless of whether they are standing in a department store, a DIY shop, a sports equipment store, or just their favorite mom-and-pop shop by the beach.



Display



Brochure & Poster



Advertisement



Exhibition



Video/Youtube

To learn more, please contact our local distributors directly.
Contact information can be found on our website: www.Jilong.com.




After Sales Service



Material & Technology




Flocked
Waterproof flocked surface provide soft comfortable velvety feeling.



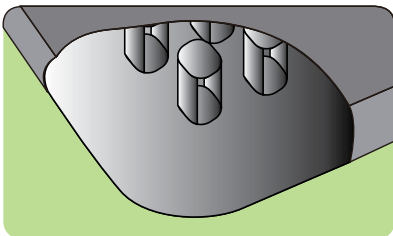
Heavy Duty PVC
A single layer of heavy duty PVC is used to form a high quality inflatable furnitures.



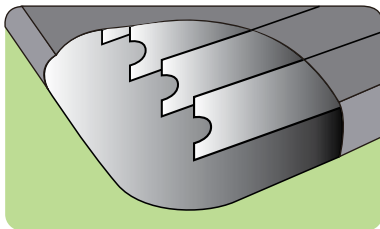
Memory foam
Memory foam padding offers more comfort with its body shape-matching performance.



Coating PVC
Fabric coating PVC material resists cuts and abrasions for camping use.



Coil Beam
Classic Coil-beam structure offer excellent body support.



I-Beam
Classic I-beam structure offer excellent body support.

Accessories



2 in 1 Valve
2 in 1 design for fast inflation and deflation, different pump nozzle matched.

Patent No.
ZL201220418151.5



Screw Valve
Screw valve for fast inflation and deflation, different pump nozzle matched.



Built-in foot pump
Built-in foot pump offer easy inflation in a short time for outdoor usage.



Built-in Pump
Functional built-in electric pump offer different voltage for easy inflation and deflation all over the world

Additional Product Series

Jilong Stand Up Paddle Board Series



The Jilong folding “SUP” product line offer a wide range of inflatable boards to all ages and skill levels for fun, exercising, friendly racing.

Jilong Pool Series



The Jilong ‘Pool’ product line offers an extensive range of both stand-alone pools, as well complete pool systems that meet everyone’s needs and turn the summer into a great time for families and friends.

Jilong Air Bed Series



The Jilong ‘Air Bed’ product line offers a variety of comfortable, robust and easy-to-use inflatable beds, mattresses and resting chairs, created for indoor use to make guests feel at home, as well as outdoor use to enjoy on camping trips or picnics.

Jilong Z-RAY boat Series



The Jilong ‘Watercraft’ product line offers professional-grade inflatable boats, paddle boards and related accessories designed for water sports and recreational activities such as fishing, kayaking, canoeing and racing.

Jilong Fun Gear Series



The Jilong ‘Fun Gear’ product line offers a wide range of inflatable toys kids love to play with, whether at the beach, the pool or anywhere by the water.

Avenli SPA Series



The Avenli product line offer a wide range of foldable SPA and accessories to bring an new wellness experience to consumers to enhance the well-being of both body and soul.

Table of Contents

Outdoor-oriented Airbed

- Camping Mattress (P10-P13)
- Sleeping bag bed (P14)
- PDQ+Pallet (P16)
- Flocked airbed (P15, P17, P18-P21)

Indoor-Oriented Furniture

- High-raised airbed (P22-P35)
- Functional sofa bed and armchair (P36-P41)

Easigo

- Kids airbed & armchair (P44-P45)
- Adult airbed & armchair (P42-P43, P46-P49)

Accessories

- Hand and foot pump (P50)
- Electric air pump (P50-P51)
- Pillow and Cushion (P50)





OUTDOOR-ORIENTED AIR BED

- Camping Mattress
- Sleeping Bag Bed
- PDQ+Pallet
- Flocked Air Bed

SLEEPOVER'S COMBO AIRBED AND BATTERY PUMP

- Strong vinyl coil beam construction
- Waterproof flocked top prevents sheets from slipping, provides soft velvety feel and adds to comfort
- DC electric air pump helps rapid inflation and deflation
- Folds easily for storage and travel
- Convenient both for indoor and outdoor use
- Repair Patch. Color box

(Battery not included)

Inflating Time

2 in 1 Valve

Flocked

JL29P384N
Powered by 4 x D Battery
(Battery not included)



Type	Inflated Size	Coil Beam	Packing	Case Pack	Item Number
Twin	191cmx99cmx22cm (75"x39"x9")	32	Color box	0.052cbm/4pcs	JL027218NG
Queen	203cmx152cmx22cm (80"x60"x9")	48	Color box	0.036cbm/2pcs	JL027210NG

CAMPING MATTRESS

- Sturdy I-beam construction offer better support to your body
- Built-in pillow
- Easy to carry, great for the outdoors
- Repair patch, color box





Inflating Time



I - Beam




Coating PVC


Type	Deflated Size	Packing	Case Pack	Item Number
Single	190cmx73cm (75"x28.5")	Color box	0.035cbm/6pcs	JL021771N
Double	195cmx140cm (77"x55")	Color box	0.039cbm/3pcs	JL027120N

CAMPING MATTRESS

- Convert the mat into chair with adjustable straps
- Easy to carry, great for the outdoors
- Repair patch, color box



Inflating Time



Coating PVC




Convert the mat into chair with adjustable straps



Type	Deflated Size	Packing	Case Pack	Item Number
Single	178cmx69cm (70"x27")	Color box	0.038cbm/6pcs	JL027119N

COMFORT SLEEPING BAG AND INFLATABLE BED

- 2-in-1 set of an inflatable bed and a sleeping bag which can be used together or separately
- Sleeping bag zips on the air bed, so it cannot slip off
- Inflatable mattress adds to a better night sleep
- Super safety valve helps rapid inflation and deflation
- Ideal choice for road trips, camping and kids' sleepovers
- Repair Patch. Color box



Sleeping Bag Zipped on



Inflating Time

I-Beam

2 in 1 Valve

- Main Features:**
- Top Shell: Polyester Taffeta 190T
 - Inter-layer: polyester taffeta 190T
 - Lining: polycotton
 - Filling: hollow fibre

Type	Inflated Size	Packing	Case Pack	Item Number
Adult	190cmx99cmx25cm (75"x39"x10")	Color box	0.074cbm/2pcs	JL027008N

FLOCKED AIR BED WITH BUILT-IN FOOT PUMP

- Strong vinyl coil beam construction
- Waterproof flocked top prevents sheets from slipping, provides soft velvety feel and adds to comfort
- Easy to inflate with a built-in foot pump; no electricity or batteries needed
- Folds easily for storage and travel
- The best choice for your road trips and camping
- Convenient both for indoor and outdoor use
- Repair Patch. Color box



Inflating Time

Coil Beam

Flocked

Built-in Foot Pump

Person	Inflated Size	Coil Beam	Packing	Case Pack	Item Number
Single	191cmx75cmx22cm (75"x29.5"x9")	23	Color box	0.050cbm/6pcs	JL027238N
Twin	191cmx99cmx22cm (75"x39"x9")	31	Color box	0.058cbm/4pcs	JL026087N
Double	191cmx137cmx22cm (75"x54"x9")	39	Color box	0.048cbm/3pcs	JL026087-1N

PDO (Products Display Quickly) + Paper Pallet



PDO is one kind of high efficient packing/shipping/display method. Compared to normal brown carton package, the largest advantage is the fast speed by using forklift instead of workers in whole process from transportation/container discharge / storage / convey in hypermarkets. So, it is strongly recommended to all independent -promotion products like Airbed/Family Pool, etc.



Type	Inflated Size	Coil Beam	Packing	Case Pack	CONTAINER LAODING	Item Number
Single	191cmx73cmx22cm (75"x29"x9")	24	Color box	0.419cbm/63pcs	58 PDO/20' 118 PDO/40'	JL027287N
Double	191cmx137cmx22cm (75"x54"x9")	40	Color box	0.419cbm/40pcs	58 PDO/20' 118 PDO/40'	JL027288N

FLOCKED COIL BEAM AIR BED

- Strong vinyl coil beam construction
- Waterproof flocked top prevents sheets from slipping, provides soft velvety feel and adds to comfort
- Super safety valve helps rapid inflation and deflation
- Folds easily for storage and travel
- Convenient both for indoor and outdoor use
- Various size and color option available
- Repair patch, color box



Inflating Time



Flocked



2 in 1 Valve



Type	Inflated Size	Coil Beam	Packing	Case Pack	Item Number
Single	191cmx73cmx22cm (75"x29"x9")	24	Color box	0.038cbm/6pcs	JL020411N
Twin	191cmx99cmx22cm (75"x39"x9")	32	Color box	0.048cbm/6pcs	JL020334N
Double	191cmx137cmx22cm (75"x54"x9")	40	Color box	0.039cbm/4pcs	JL020256N
Queen	203cmx152cmx22cm (80"x60"x9")	48	Color box	0.052cbm/4pcs	JL020256-1N
King	203cmx183cmx22cm (80"x72"x9")	56	Color box	0.029cbm/2pcs	JL020256-5N

FLOCKED COIL BEAM AIR BED

- Strong vinyl coil beam construction
- Waterproof flocked top prevents sheet from slipping,provides soft velvety feel and adds to comfort
- Super safety valve helps rapid inflation and deflation
- Folds easily for storage and travel
- Two pillows and a inflation handpump included
- Color box, Repair Patch



I-Beam Inflatable Pillow



JL29P386N
Air volume: 700cc x 2

Type	Inflated Size	Pillow	Coil Beam	Packing	Case Pack	Item Number
Queen Set	203cmx152cmx22cm (80"x60"x9")	2	48	Color box	0.038cbm/ 2set	JL021470N

Inflating Time

Coil Beam

Flocked

2 in 1 Valve



3 IN 1 FLOCKED AIR BED

- strong vinyl coil beam construction
- waterproof flocked top prevents sheets from slipping, provides soft velvety feel and adds to comfort
- 3 in 1 functions as singlge bed, double bed, and highraised single bed
- super safety valve helps rapid inflation and deflation
- Repair Patch, Color box



Hand& Foot Pump

The accessories below are recommended for easier set up, you can find them in the [Accessories Section:](#)

Hand and Foot Pump / Pillow

Inflating Time

Coil Beam

Flocked

2 in 1 Valve

Type	Inflated Size	Pillow	Coil Beam	Packing	Case Pack	Item Number
Single x 2	191cmx73cmx22cm (75"x29"x9") x 2pc	2	24 x 2	Color box	0.045cbm/ 4set	JL027317N

DELUXE FLOCKED AIR BED

- Innovative curve beam construction provides excellent support for the body
- Unobstructed airflow across wave chambers of the bed surface adds to comfort
- A built-in pillow and a bulged surrounding frame adds to sleeping comfort and prevents your guests from rolling off the bed
- Waterproof flocked top prevents sheets from slipping, provides soft velvety feel and adds to comfort
- Super safety valve helps rapid inflation and deflation
- Repair Patch. Color box



type	Inflated Size	Packing	Case Pack	Item Number
Twin	191cmx104cmx25cm (75"x41"x10")	Color box	0.036cbm/3pcs	JL027001N
Double	191cmx141cmx25cm (75"x56"x10")	Color box	0.024cbm/2pcs	JL027001-1N
Queen	205cmx157cmx25cm (81"x62"x10")	Color box	0.037cbm/2pcs	JL027001-2N



FLOCKED AIR BED W/BUILT-IN PUMP

- Comfortable coil beam construction with built-in pillow
- Waterproof flocked top prevents sheets from slipping, provides soft velvety feel and adds to comfort
- Super safety valve helps rapid inflation and deflation
- Quick and easy to inflate and deflate with a built-in electric pump
- Repair patch. Color box



Region	Type	Inflated Size	Coil Beam	Built-in Pump	Packing	Case Pack	Item Number
	Twin	191cmx101cmx22cm(75"x39.5"x9")	28	110-120 Volt	Color box	0.059cbm/4pcs	JL027273NN
	Double	191cmx136cmx22cm(75"x53.5"x9")	35	110-120 Volt	Color box	0.053cbm/3pcs	JL027274NN
	Twin	191cmx101cmx22cm(75"x39.5"x9")	28	220-240 Volt	Color box	0.059cbm/4pcs	JL027273NG
	Double	191cmx136cmx22cm(75"x53.5"x9")	35	220-240 Volt	Color box	0.053cbm/3pcs	JL027274NG

INDOOR –
ORIENTED
FURNITURE

- High-Raised Air Bed
- Easigo
- Functional Sofa Bed & Arm Chair



Inflating Time



Coil Beam



Flocked



Built-in Electric Pump

HIGH RAISED AIR BED

State-of-art design, neutral colors fit any home decoration, making this air bed a perfect choice for home use

- A built-in pillow and a bulged surrounding frame adds to sleeping comfort and prevents your guests from rolling off the bed
- Strong vinyl coil beam construction
- 3-layer high raised platform (47cm/18.5") provides exceptional comfort of sleeping and makes it easy to get up from bed
- Waterproof flocked top prevents sheets from slipping, provides soft velvety feel and adds to comfort
- Quick and easy to inflate and deflate with a built-in electric pump
- A carry bag included for a hassle free storage
- Repair Patch. Color box



Carry bag



JL29P402G
220-240 VOLT




Region	Type	Inflated Size	Coil Beam	Built-in Pump	Packing	Case Pack	Item Number
	Twin	196cmx97cmx47cm (77"x38"x18.5")	21	220-240 Volt	Color box	0.045cbm/2pcs	JL027286NG
	Queen	203cmx157cmx47cm (80"x62"x18.5")	42	220-240 Volt	Color box	0.054cbm/2pcs	JL027266N


HIGH RAISED AIR BED

State-of-art design, neutral colors fit any home decoration, making this air bed a perfect choice for home use


- A built-in pillow and a bulged surrounding frame adds to sleeping comfort and prevents your guests from rolling off the bed
- Strong vinyl I beam construction
- 2-layer high raised platform (47cm/18.5") provides exceptional comfort ofsleeping and makes it easy to get up from bed
- Waterproof flocked top prevents sheets from slipping, provides soft velvety feel and adds to comfort
- Quick and easy to inflate and deflate with a built-in electric pump
- A carry bag included for a hassle free storage
- Repair Patch. Color box




Inflating Time



Flocked





I - Beam



Built-in Electric Pump



Region	Type	Inflated Size	Built-in Pump	Packing	Case Pack	Item Number
	Twin	196cmx97cmx47cm (77"x38"x18.5")	220-240 Volt	Color box	0.036cbm/2pcs	JL027236NG
	Queen	203cmx157cmx47cm (80"x62"x18.5")	220-240 Volt	Color box	0.061cbm/2pcs	JL027229NG
	Twin	196cmx97cmx47cm (77"x38"x18.5")	110-120 Volt	Color box	0.036cbm/2pcs	JL027226NN
	Queen	203cmx157cmx47cm (80"x62"x18.5")	110-120 Volt	Color box	0.061cbm/2pcs	JL027220NN

HIGH RAISED AIR BED

Portable and easily set up air bed combined with an exceptional comfort of sleeping on a 2-layer high raised platform (38cm/15")

- Waterproof flocked top prevents sheets from slipping, provides soft velvety feel and adds to comfort
- Strong vinyl coil beam construction
- One air chamber allows quick and easy inflation and deflation.
- Electric pump included
- A carry bag included for a hassle free storage
- Repair Patch. Color box



Inflating Time



Coil Beam



Flocked



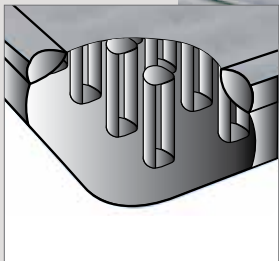
2 in 1 Valve



Carry bag



JL29P308G
220-240 VOLT



Region	Type	Inflated Size	Coil Beam	Electric Pump	Packing	Case Pack	Item Number
	Twin	195cmx94cmx38cm (76"x37"x15")	21	220-240 Volt	Color box	0.039cbm/2pcs	JL027276NG
	Queen	203cmx157cmx38cm (80"x62"x15")	42	220-240 Volt	Color box	0.045cbm/2pcs	JL027277NG

HIGH RAISED AIR BED

Portable and easily set up air bed combined with an exceptional comfort of sleeping on a 2-layer high raised platform (38cm/15")

- Waterproof flocked top prevents sheets from slipping, provides soft velvety feel and adds to comfort
- Strong vinyl I beam construction
- One air chamber allows quick and easy inflation and deflation.
- Electric pump included
- A carry bag included for a hassle free storage
- Repair Patch. Color box



Inflating Time



I - Beam



Flocked



2 in 1 Valve



Carry bag



JL29P308N
110-120 VOLT



Region	Type	Inflated Size	Electric Pump	Packing	Case Pack	Item Number
	Twin	195cmx94cmx38cm (76"x37"x15")	110-120 Volt	Color box	0.064cbm/4pcs	JL027280NN
	Queen	203cmx152cmx38cm (80"x60"x15")	110-120 Volt	Color box	0.048cbm/2pcs	JL027285NN

HIGH RAISED AIR BED W/BUILT-IN PUMP

State-of-art design, neutral colors fit any home decoration, making this air bed a perfect choice for home use

- A built-in pillow and a bulged surrounding frame adds to sleeping comfort and prevents your guests from rolling off the bed
- Strong vinyl coil beam construction
- 2-layer high raised platform (38cm/15”) provides exceptional comfort of sleeping and makes it easy to get up from bed
- Waterproof flocked top prevents sheets from slipping, provides soft velvety feel and adds to comfort
- One air chamber allows quick and easy inflation and deflation, electric pump included
- A carry bag included for a hassle free storage
- Repair Patch. Color box



Inflating Time



Coil Beam



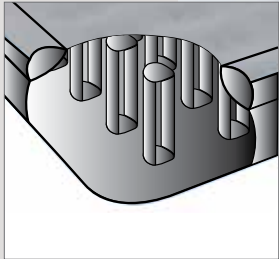
Flocked




Built-in Electric Pump



Carry bag



Region	Type	Inflated Size	Coil Beam	Built-in Pump	Packing	Case Pack	Item Number
	Twin	195cmx94cmx38cm (76"x37"x15")	21	220-240 Volt	Color box	0.039cbm/2pcs	JL027275NG
	Queen	203cmx157cmx38cm (80"x62"x15")	42	220-240 Volt	Color box	0.051cbm/2pcs	JL027278NG



HIGH RAISED AIR BED W/BUILT-IN PUMP

State-of-art design, neutral colors fit any home decor, making this air bed a perfect choice for home use

- A built-in pillow and a bulged surrounding frame adds to sleeping comfort and prevents your guests from rolling off the bed
- Strong vinyl I-beam construction
- 2-layer high raised platform (38cm/15”) provides exceptional comfort of sleeping and makes it easy to get up from bed
- Waterproof flocked top prevents sheets from slipping, provides soft velvety feel and adds to comfort
- One air chamber allows quick and easy inflation and deflation, electric pump included
- A carry bag included for a hassle free storage
- Repair Patch. Color box



Inflating Time



I - Beam



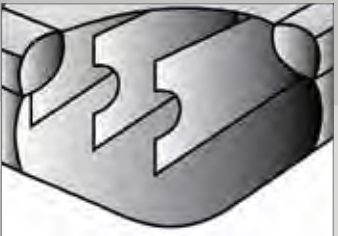
Flocked




Built-in Electric Pump




Carry bag




Region	Type	Inflated Size	Built-in Pump	Packing	Case Pack	Item Number
	Twin	195cmx94cmx38cm (76"x37"x15")	110-120 Volt	Color box	0.061cbm/4pcs	JL027279NN
	Queen	203cmx152cmx38cm (80"x60"x15")	110-120 Volt	Color box	0.048cbm/2pcs	JL027284NN

DELUXE HIGH RISING AIR BED


- Fantastic air bed allowing you to tuck the sheets in easily
- I-Beam construction can match human beings shape perfectly with unbelievable comfort and stability
- 4-layer high raised platform (47cm/18.5") provides exceptional comfort of sleeping and makes it easy to get up from bed
- Waterproof flocked top prevents sheets from slipping, provides soft velvety feel and adds to comfort
- Quick and easy inflation and deflation with a built-in electric pump
- A bag included for a hassle free storage
- Repair Kits. Color box




Inflating Time



I – Beam



Flocked



Built-in Electric Pump




Carry bag




JL29P381G
220-240 VOLT




Region	Type	Inflated Size	Built-in Pump	Packing	Case Pack	Item Number
	Queen	206cmx152cmx47cm (81"x60"x18.5")	220-240 Volt	Color box	0.044cbm/1pcs	JL027291N

HIGH RAISED AIR BED WITH MEMORY FOAM


- Fantastic air bed allowing you to tuck the sheets in easily
- I-Beam construction can match human beings shape perfectly with unbelievable comfort and stability
- 4-layer high raised platform (55cm/21.5") provides exceptional comfort of sleeping and makes it easy to get up from bed
- Unobstructed airflow across wave chambers of a bed surface adds to comfort
- Waterproof flocked top prevents sheets from slipping, provides soft velvety feel and adds to comfort
- Quick and easy inflation and deflation with a built-in electric pump
- A polyester bag included for a hassle free storage
- Repair Kits. Color box




Inflating Time



I - Beam



Flocked



Built-in Electric Pump




Memory foam



Memory foam padding offers more comfort with its body shape-matching performance.



Region	Type	Inflated Size	Built-in Pump	Packing	Case Pack	Item Number
	Queen	205cmx157cmx55cm (81"x62"x21.5")	220-240 Volt	Color box	0.078cbm/1pc	JL027118NG

DELUXE HIGH RISING AIR BED

- Fantastic air bed allowing you to tuck the sheets in easily
- Innovative curve beam construction provides excellent support for the body
- Unobstructed airflow across wave chambers of a bed surface adds to comfort
- 4-layer high raised platform (51cm/20") provides exceptional comfort of sleeping and makes it easy to get up from bed
- Waterproof flocked top prevents sheets from slipping, provides soft velvety feel and adds to comfort
- Quick and easy inflation and deflation with a built-in electric pump
- A polyester bag included for a hassle free storage
- Repair Patch. Color box



Inflating Time



I - Beam



Flocked



Built-in Electric Pump



Carry bag



JL29P381G
220-240 VOLT



Region	Type	Inflated Size	Built-in Pump	Packing	Case Pack	Item Number
	Twin	193cmx105cmx51cm (76"x41"x20")	220-240 Volt	Color box	0.041cbm/1pc	JL027271N
	Queen	206cmx157cmx51cm (81"x61"x20")	220-240 Volt	Color box	0.056cbm/1pc	JL027270N

5 IN 1 MULTI - FUNCTIONAL SOFA BED

- Coil-beam construction provides excellent support for the body
- Waterproof flocked top provides soft velvety feel and adds to comfort
- Convenient folding design for different functions
- Quick and easy inflation and deflation
- 2 colors assorted
- Repair patch. Color box

New
Product



Inflating
Time



Flocked



Coil Beam



2 in 1 Valve



Green assorted



Sofa



Lounge



1-Layer Bed



Bed w/backrest



Stool

Type	Inflated Size	Built-in Pump	Packing	Case Pack	Item Number
Single	185cmx96cmx59cm (72.5" x37.5" x23")	/	Color box	0.051cbm/4pcs	JL037285N

5 IN 1 MULTI - FUNCTIONAL SOFA BED

- Coil-beam construction provides excellent support for the body
- Waterproof flocked top provides soft velvety feel and adds to comfort
- Convenient folding design for different functions
- Quick and easy inflation and deflation with an electric pump
- A carry bag included
- 2 colors assorted
- Repair patch. Color box



Inflating
Time



Flocked



Coil Beam



2 in 1 Valve



Double Sofa



Double Lounge



1-Layer Double Bed



Double bed w/backrest



2-Layer Single bed



Carry bag
(JL037239N only)



JL29P308G
220-240 VOLT



Green assorted

Type	Inflated Size	Built-in Pump	Packing	Case Pack	Item Number
Double	205cmx146cmx66cm (81"x57"x26")	220-240 Volt	Color box	0.054cbm/2pcs	JL037239N



LOVE THE MOVIE ARMCHAIR

- # JL037117N
- Size: 88cmx85cmx65cm(35"x34"x26")
 - 12ga.(0.30mm)vinyl,20ga.(0.50mm)flocked surface
 - Fashion inflatable furniture for dormitory or home use
 - Comfortable structuer can match human being's shape perfectly
 - Repair patch,Color box
 - 0.038 cbm/6pcs/ctn




Flocked



Waist
Support

DELUXE LOUNGE WITH STOOL

- # JL037225N
- Inflated Size: 125cmx100cmx85cm(49"x39"x33.5")
 - Inflated stool: 63cmx63cmx29cm(24.8"x24.8"x11.4")
 - 14ga.(0.35mm)vinyl,22ga.(0.55mm)flocked surface
 - Deluxe inflatable furniture for dormitory and home use
 - Contoured seat with comfortable backrest and foot pad
 - Waterproof flocked top provides soft velvety feel and adds to comfort
 - Repair Patch. Color box
 - 0.039cbm/4set/ctn



Flocked



2 in 1 Valve





FLOCKED AIR BED

- Comfortable Coil-beam construction with built-in pillow
- waterproof flocked top prevents sheets from slipping, provides soft velvety feel and adds to comfort
- super safety valve helps rapid inflation and deflation
- 3 colors assorted
- Repair Patch,Color box





Flocked



Coil Beam



2 in 1 Valve



FLOCKED AIR BED

- Comfortable Coil-beam construction with built-in pillow
- waterproof flocked top prevents sheets from slipping, provides soft velvety feel and adds to comfort
- super safety valve helps rapid inflation and deflation
- 3 colors assorted
- Repair Patch,Color box





Flocked



Coil Beam



2 in 1 Valve



type	Inflated Size	Coil Beam	Packing	Case Pack	Item Number
Single	188cmx73cmx22cm (74"x28.5"x9")	21	Color box	0.044cbm/6pcs	JL027313N

type	Inflated Size	Coil Beam	Packing	Case Pack	Item Number
Double	190cmx135cmx22cm (74.5"x53"x9")	35	Color box	0.029cbm/3pcs	JL027314N




KIDS FLOCKED AIR BED

- Pool shape surrounding frame prevents your child from rolling off the bed
- Strong I-beam construction inflatable floor
- Water-proof flocked top provides soft velvety feel and adds to comfort
- 3 colors assorted
- Portable and light to carry
- Repair patch, Color box



Flocked



KIDS FLOCKED AIR BED

- Comfortable I-beam construction with built-in pillow
- waterproof flocked top prevents sheets from slipping, provides soft velvety feel and adds to comfort
- super safety valve helps rapid inflation and deflation
- 3 colors assorted
- Repair Patch, Color box



Flocked



I - Beam



type	Inflated Size	Coil Beam	Case Pack	Item Number
Kids	152cmx89cmx17.5cm (60"x35"x7")		Color box	0.035cbm/6pcs
				JL027311NPF

type	Inflated Size	Coil Beam	Case Pack	Item Number
Kids	157cmx66cmx23cm (62"x26"x9")		Color box	0.035cbm/6pcs
				JL027312NPF

EASIGO

ARMCHAIR

#JL037265N

- 85cm x 74cm(33.5"x29")
- 12ga/20ga.(0.30mm/0.50mm)vinyl
- Fashion inflatable furniture for dormitory or home use
- Excellent waist support for more comfortable
- 3 colors assorted
- Repair Patch,Color box
- 0.038cbm/6pcs/ctn



Flocked



Waist Support



EASIGO

ARMCHAIR

#JL037258N

- 88cmx85cmx65cm(35"x34"x26")
- 12ga.(0.30mm)vinyl, 20ga.(0.50mm)flocked surface
- Fashion inflatable furniture for dormitory or home use
- Comfortable structure can match human being's shape perfectly
- 2 colors assorted
- Repair patch. Color box
- 0.038cbm/6pcs/ctn



Flocked



Waist Support



EASIGO

LOUNGE CHAIR

#JL037257N

- 94cmx83cmx76cm(37"x32.5"x30")
- 12ga. (0.30mm) vinyl, 20ga. (0.50mm) flocked surface
- Fashion inflatable furniture for dormitory or home use
- Comfortable structure can match human being's shape perfectly
- 2 air chambers for extra safety
- Contoured seat with comfortable backrest
- 3 colors assorted
- Repair patch. Color box
- 0.044cbm/6pcs/ctn



Flocked



EASIGO

SIDE CHAIR

#JL037266N

- 93cmx86cmx73cm(36.5"x34"x28.5")
- 12ga/20ga(0.30mm/0.50mm)vinyl
- Fashion inflatable furniture for dormitory or home use
- 3 colors assorted
- Repair Patch,Color box
- 0.037cbm/6pcs/ctn



Flocked



EASIGO

LAZY CHAIR

JL037222N

- 105cm x105cmx65cm(41"x41"x25")
- 12ga(0.30mm) vinyl, 20ga(0.50mm) flocked surface
- Fashion inflatable furniture for dormitory or home use
- 2 colors assorted
- Repair patch, Color box
- 0.043cbm/6pcs/ctn



Flocked



EASIGO

ROCKING CHAIR WITH SPEAKER

JL037259N

- 95cmx65cmx86cm(37"x25"x34")
- 12ga(0.30mm)vinyl,20ga(0.50mm) flocked surface
- Fashion inflatable furniture for dormitory or home use
- 2 colors assorted.
- 0.043 cbm/4pcs/ctn
- Not available for US market



Flocked






I-BEAM INFLATABLE PILLOW

JL137002N


- 53cmx37cm(21"x14.5")
- 8 ga. (0.20mm) vinyl
- 16ga.(0.40mm) flocked vinyl top
- Color Box
- 0.033cbm/48pcs/ctn



TRAVEL AIR PILLOW

JL137007N

- 45cmx28cm(18"x11")
- 8 ga. (0.20mm) vinyl
- 16ga.(0.40mm) flocked
- Color Box
- 0.048cbm/72pcs/ctn



TRAVEL AIR CUSHION

JL137001N

- 46cmx32cm(18"x12.5")
- 8 ga. (0.20mm) vinyl
- 16ga.(0.40mm) flocked vinyl top
- Color Box
- 0.048cbm/72pcs/ctn



FOOT PUMP

- Just press by foot to Inflate or deflate
- 2 Nozzles to fit major standard valves
- Polybag with header card

#JL29P206N

- Size: 17.50cm(7")
- Air Volume: 900cc
- 0.052cbm / 12pcs / ctn

#JL29P202-IN

- Size:11cm(4.5")
- Air Volume: 500cc
- 0.075cbm / 48pcs / ctn



BELLOWS FOOT PUMP

- Just press by foot to inflate or deflate
- 2 Nozzles to fit major standard valves

#JL29P389N

- Size: 19x16cm (7.5"x 6.3")
- Air volume: 2000cc
- 0.031cbm/12pcs/ctn

#JL29P391N

- Size: 26.5x18.3cm (10"x 7.3")
- Air volume: 3000cc
- 0.043cdm/12pcs/ctn



INFLATION HANDPUMP

- Easy to Inflate and Deflate
- 2 Nozzles to fit major standard valves

#JL29P386N

- Size: 8.7cmx30cm(3.4"x11.8")
- Air volume: 700cc x 2
- Color box, 0.046cbm/12pcs/ctn

#JL29P390N

- Size: 9.7cmx36cm(3.8"x14")
- Air volume: 1200cc x 2
- Color box, 0.053cbm/8pcs/ctn



DOUBLE ACTION HAND PUMP

- Easy to Inflate and Deflate
- 3 Nozzles to fit major standard valves

#JL29P387N

- Size: 40cm(16")
- Air Volume: 1500cc x 2
- Color box, 0.069cbm/6pcs/ctn

#JL29P388N

- Size: 48cm(19")
- Air Volume: 2000cc x 2
- Color box, 0.052cbm/4pcs/ctn



DC Electric Air Pump

- Simply to be charged by car lighter
- Quickly deflate and inflate
- 3 nozzles to fit major standard valves
- Pressure:3500pa-4500pa

#JL29P309

- DC 12V
- Color box,0.022cbm/12pcs/ctn



Conform to RoHS Directive



Battery Air Pump

#JL29P384

- Convenient for indoor and outdoor use
 - Powered by 4 x D Size dry/primary battery
 - Quickly deflate and inflate
 - 3 nozzles to fit major standard valves
 - Pressure:2400Pa
 - Color box: 0.025cbm/12pcs/ctn
- (BATTERY NOT INCLUDED)



Conform to RoHS Directive



AC Electric Air Pump

- Multi-plug available
- 3 Nozzles to fit major standard valves
- Pressure: 4000pa-6000pa GS&CE approved
- Color box: 0.022cbm/12pcs/ctn

#JL29P308G

AC230V(Euro.Standard)
Conform to RoHS Directive



#JL29P308E

AC240V(UK Standard)
Conform to RoHS Directive



#JL29P308N

AC120V(U.S.A&Canda Standard)



AC ELECTRIC AIR PUMP

- AC ELECTRIC AIR PUMP
- Convenient for Indoor and Outdoor use
- Powered by AC socket or Car Light
- Quick inflate and deflate
- Pressure: 2500 Pa
- 3 nozzels to fit major standard valves
- Color box: 0.024cbm/12pcs/ctn

#JL29P364G

- AC220-240V or DC 12V
Conform to RoHS Directive



#JL29P364N

- AC110-120V or DC 12V



AC HIGH PRESSURE AIR PUMP

- Include 3 nozzles to fit all recreational inflatable
- Max.Air pressure:1.2PSI
- ETL & GS & SAA approved
- Color box:0.073cbm/12pcs/ctn

#JL29P376G

- AC 230V (Euro.Standard)
Conform to RoHS Directive



JL29P376N

- AC 120V (U.S.A & Canada Standard)



2-WAY ELECTRIC AIR PUMP

- Integrated style
- Convenient for Indoor and Outdoor use
- Powered by AC socket or Car light
- Quick inflate and deflate
- 3 nozzles to fit major standard valves
- Color box: 0.026cbm/12pcs/ctn

#JL29P420NG

-DC 12V
-AC110-240V
Conform to RoHS Directive



#JL29P420NN

-DC 12V
-AC110-120V



#JL29P420NE

-DC 12V
-AC110-240V
Conform to RoHS Directive



BATTERY NOT INCLUDED



JL29P312-1G

JL29P312-2G

JL29P312G

3-WAY ELECTRIC AIR PUMP

- Convenient for Indoor and Outdoor use
- Powered by AC Socket or Car Lighter
- Or direct use by 8 X AA-cell Batteries
- Quickly deflate and inflate
- 3 nozzles to fit major standard valves
- Pressure: 2400Pa
- Color Box:0.052cbm/24pcs/ctn

#JL29P312G

- Size: 40cm(16")
- DC 12V(Battery)



#JL29P312-1G

- DC 12V(Battery + Cigar Lighter)



#JL29P312-2G

- DC 12V(Battery + Cigar Lighter) +
AC 230V(Euro.Standard)
Conform to RoHS Directive

